

**ANN MARY SCHOOL**  
**HOLIDAY HOMEWORK**  
**SUMMER VACATION-2024**  
**CLASS II (A, B, C, D, E, F)**

Dear Children,

It's time for a break. Time to nurture your bond with friends and family by planning interesting summer trips, drinking fresh juices, spending time near the beaches, reading some story books and playing some indoor or outdoor games. While having fun do a little bit of studies by revising your work covered so far. Also do the following fun filled activities as a part of your holiday homework. Wishing you happy summer holidays.

**English –**

(A) Read the following chapters from the Oxford Reading Circle ( ORC) and do the given work in your English homework exercise book.

Chapter- 6 Farmer Ben's Boot

Chapter -7 The Pigeons

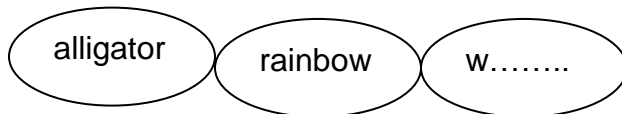
(a) Name two main characters mentioned in the story "Farmer Ben's Boot". Draw and colour the picture and describe each of them in 3-4 lines.

(b) From chapter 7 circle the plurals of pigeon, tree, cleaner, week, baby and parent using purple colour in the book itself.

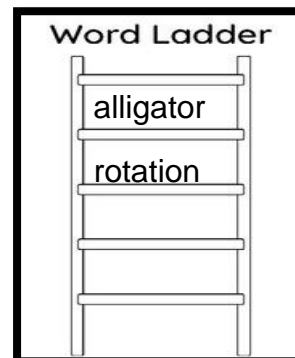
(c) Increase your vocabulary by reading and learning some new words from any story book of your choice and do the given activity in your homework exercise book.

Make a word chain or ladder of 8 new words. Your first word should start with small letter-*a* then the next word should follow the last letter of the first word.

Eg-



or



(d) Make a booklet of 5 to 6 flash cards of special naming words on any one of the given common nouns-

- 1.famous buildings
2. parks / zoo
3. story books
4. school
5. rivers / lakes
6. country / city
7. mountains / hills

Method- Take 2 or 3 drawing sheets , cut them into 6 or 7 equal parts. On the cover page choose & write any topic from the above list and on the rest of the cards write the special names related to the topic written on the cover page .eg-



Once the cards are ready write your name ,decorate the flash cards, punch a hole,tie it with the ribbon or ring and bring it to school .



**Poems** -

Revise the poems *Lambkins at play* and *We Love Our School*

Learn the given poem-

*Who Has Seen the Wind* - page 52 ( ORC)

## **Mathematics**

1. Daily revise the tables of 2,3,5 and 10
2. Write forward counting from 700- 800 only once under HTO concept in your Math homework exercise book.
3. In your New Mathematics Today Book-2. Do Page No. 41 and 173 in the book itself.
4. In your Mental Math Book- 2. Do the worksheets number- 4, 5,6,7,8,9 and 13.

## **Environmental Studies –**

1. Frame the poster of sponge painting made by you and hang it in your room.

Gather the following information in your EVS exercise notebook-

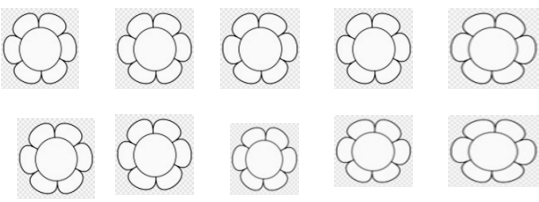
(a) List the names of 5 outdoor games played in India along with the number of players in each. Also, Draw or paste any two pictures from the old newspaper or magazine.

	Outdoor games	Number of players
1.		
2.		
3.		
4.		
5.		

(b) Using sponge printing technique taught in the class, draw a picture of your choice in the A4 sheet provided to you. Write your name, class and section and bring it to school after holidays.

## HINDI

1. हिन्दी पाठ्यपुस्तक गुलमोहर -2 के पढ़े हुए पाठों से कोई 10 कठिन शब्दों को मात्रा के साथ उच्चारण करते हुए अपनी गृह-कार्य पुस्तिका में दो बार लिखने का अभ्यास करें।
2. इस गर्मी के मौसम में अपने घर के बाहर पानी से भरा बर्तन रखे तथा कौन कौन से जानवर पानी पीने के लिए आते हैं उन सभी जानवरों / पंछी के नाम लिखें वह किसी एक का चित्र बनाकर उसके बारे में 3-4 पंक्तियाँ अपनी गृह-कार्य पुस्तिका में लिखें।
3. खेल खेल में गिनती सीखिए-बच्चों, अपने घर में रखी लूडो की दो डाइस लें। उन्हें मेज पर फेंके तथा फेंकने पर जो अंक आए उस अंक को जोड़कर अंको तथा शब्दों में लिखें और उतनी संख्या में चित्र बनाकर रंग भरें। इस गतिविधि को पाँच बार अपनी हिन्दी गृहकार्य पुस्तिका में करें।

अंक	शब्द	चित्र
$8+6=10$	चार + छः = दस	

4. पेज नंबर 19,20,21 का गतिविधि कार्य अपनी पाठ्यपुस्तक गुलमोहर में करें।
5. अपनी पाठ्यपुस्तक गुलमोहर के पेज नंबर 54 पर लिखी कविता “चाँद का कुरता” पढ़े व याद करें।

